

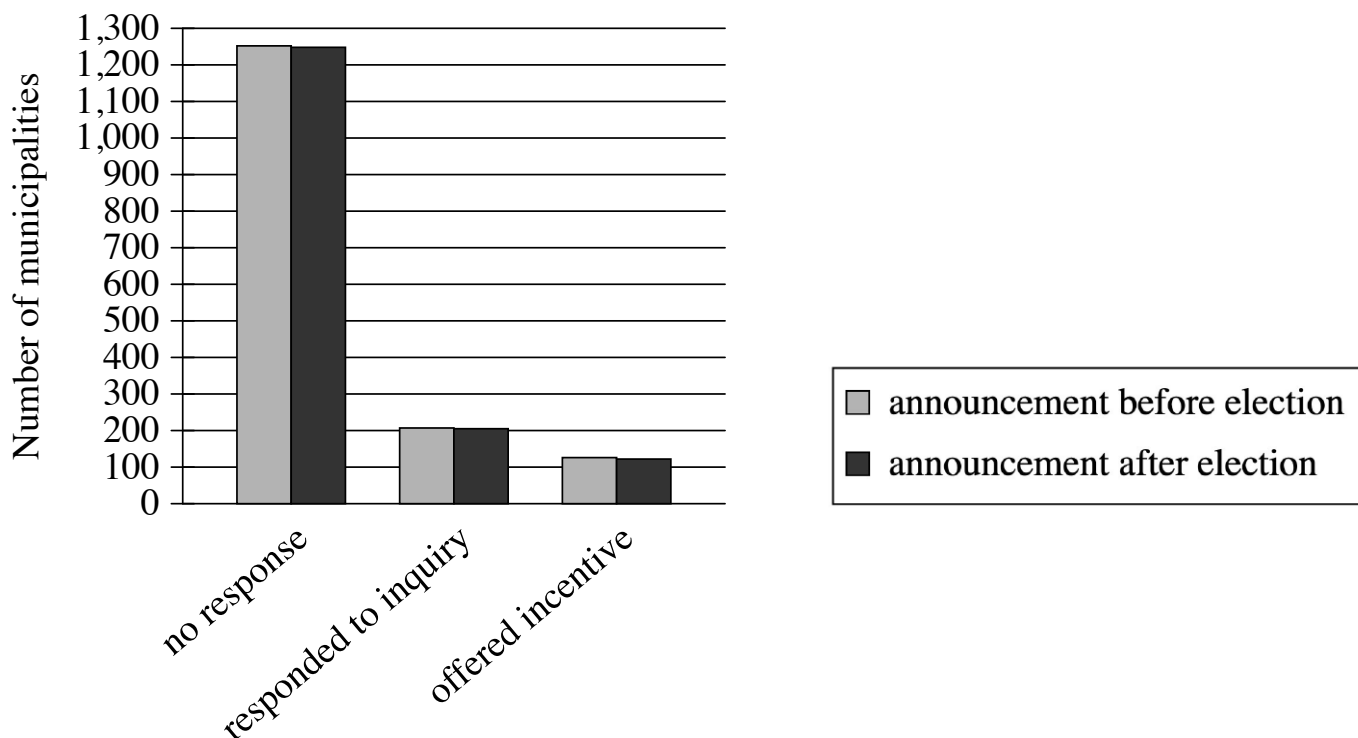
Question ID a15b3219

Assessment	Test	Domain	Skill	Difficulty
SAT	Reading and Writing	Information and Ideas	Command of Evidence	■ ■ ■

ID: a15b3219

3.1

Municipalities' Responses to Inquiries about Potential Incentives for Firm



In the United States, firms often seek incentives from municipal governments to expand to those municipalities. A team of political scientists hypothesized that municipalities are much more likely to respond to firms and offer incentives if expansions can be announced in time to benefit local elected officials than if they can't. The team contacted officials in thousands of municipalities, inquiring about incentives for a firm looking to expand and indicating that the firm would announce its expansion on a date either just before or just after the next election.

Which choice best describes data from the graph that weaken the team's hypothesis?

- A. A large majority of the municipalities that received an inquiry mentioning plans for an announcement before the next election didn't respond to the inquiry.
- B. The proportion of municipalities that responded to the inquiry or offered incentives didn't substantially differ across the announcement timing conditions.
- C. Only around half the municipalities that responded to inquiries mentioning plans for an announcement before the next election offered incentives.
- D. Of the municipalities that received an inquiry mentioning plans for an announcement date after the next election, more than 1,200 didn't respond and only around 100 offered incentives.

Question ID 7a1877be

Assessment	Test	Domain	Skill	Difficulty
SAT	Reading and Writing	Information and Ideas	Command of Evidence	■ ■ ■

ID: 7a1877be

3.2

Nucleobase Concentrations from Murchison Meteorite and Soil Samples in Parts per Billion

Nucleobase	Murchison meteorite sample 1	Murchison meteorite sample 2	Murchison soil sample
Isoguanine	0.5	0.04	not detected
Purine	0.2	0.02	not detected
Xanthine	39	3	1
Adenine	15	1	40
Hypoxanthine	24	1	2

Employing high-performance liquid chromatography—a process that uses pressurized water to separate material into its component molecules—astrochemist Yashiro Oba and colleagues analyzed two samples of the Murchison meteorite that landed in Australia as well as soil from the landing zone of the meteorite to determine the concentrations of various organic molecules. By comparing the relative concentrations of types of molecules known as nucleobases in the Murchison meteorite with those in the soil, the team concluded that there is evidence that the nucleobases in the Murchison meteorite formed in space and are not the result of contamination on Earth.

Which choice best describes data from the table that support the team’s conclusion?

- A. Isoguanine and purine were detected in both meteorite samples but not in the soil sample.
- B. Adenine and xanthine were detected in both of the meteorite samples and in the soil sample.
- C. Hypoxanthine and purine were detected in both the Murchison meteorite sample 2 and in the soil sample.
- D. Isoguanine and hypoxanthine were detected in the Murchison meteorite sample 1 but not in sample 2.

Question ID 04cbeca3

Assessment	Test	Domain	Skill	Difficulty
SAT	Reading and Writing	Information and Ideas	Command of Evidence	■ ■ ■

ID: 04cbeca3

3.3

In 1534 CE, King Henry VIII of England split with the Catholic Church and declared himself head of the Church of England, in part because Pope Clement VII refused to annul his marriage to Catherine of Aragon. Two years later, Henry VIII introduced a policy titled the Dissolution of the Monasteries that by 1540 had resulted in the closure of all Catholic monasteries in England and the confiscation of their estates. Some historians assert that the enactment of the policy was primarily motivated by perceived financial opportunities.

Which quotation from a scholarly article best supports the assertion of the historians mentioned in the text?

- A. "At the time of the Dissolution of the Monasteries, about 2 percent of the adult male population of England were monks; by 1690, the proportion of the adult male population who were monks was less than 1 percent."
- B. "A contemporary description of the Dissolution of the Monasteries, Michael Sherbrook's *Falle of the Religious Howses*, recounts witness testimony that monks were allowed to keep the contents of their cells and that the monastery timber was purchased by local yeomen."
- C. "In 1535, the year before enacting the Dissolution of the Monasteries, Henry commissioned a survey of the value of church holdings in England—the work, performed by sheriffs, bishops, and magistrates, began that January and was swiftly completed by the summer."
- D. "The October 1536 revolt known as the Pilgrimage of Grace had several economic motives: high food prices due to a poor harvest the prior year; the Dissolution of the Monasteries, which closed reliable sources of food and shelter for many; and rents and taxes throughout Northern England that were not merely high but predatory."

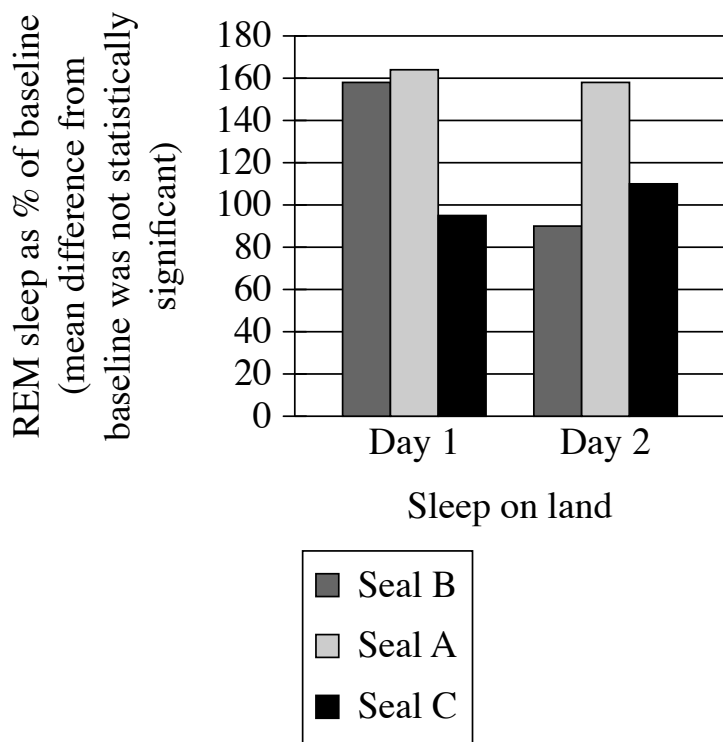
Question ID ccb1ab92

Assessment	Test	Domain	Skill	Difficulty
SAT	Reading and Writing	Information and Ideas	Command of Evidence	■ ■ ■

ID: ccb1ab92

3.4

Fur Seal REM Sleep on Land
after an Extended Period
in Water



Research suggests that REM sleep in animals is homeostatically regulated: animals compensate for periods of REM sleep deprivation by increasing subsequent REM sleep. When on land, fur seals get enough REM sleep, but during the weeks they're in the water, they get almost none. In a study of fur seals' sleep habits, researchers recorded the REM sleep (as a percentage of baseline) of fur seals once they had returned to land. They concluded that REM sleep may not be homeostatically regulated in fur seals, citing as evidence the fact that the seals in the study _____

Which choice most effectively uses data from the graph to complete the text?

- A. didn't show significantly less REM sleep during the second day after returning to land than they did during the first day.
- B. showed no significant differences from one another in baseline levels of REM sleep.
- C. didn't consistently demonstrate a significant increase in REM sleep after their period of deprivation in the water.
- D. showed no significant difference between REM sleep after returning to land and REM sleep while in the water.

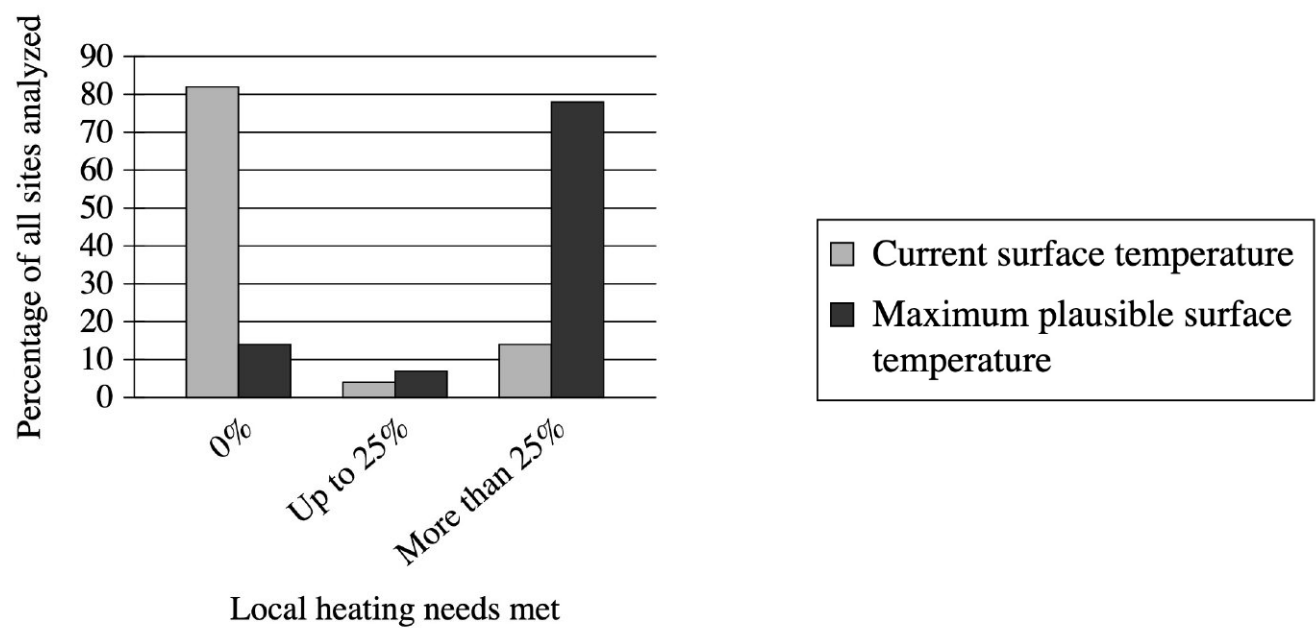
Question ID be19faa1

Assessment	Test	Domain	Skill	Difficulty
SAT	Reading and Writing	Information and Ideas	Command of Evidence	■ ■ ■

ID: be19faa1

3.5

Home Heating Needs Met with Subsurface Thermal Pollution for Two Temperature Conditions, by Percentage of Sites



Urbanization, industrialization, and the warming climate create thermal pollution (excess heat) in the shallow subsurface soil. Susanne A. Benz and colleagues analyzed thousands of sites on three continents under one scenario in which surface temperature remains at the current level and under another in which the surface reaches the maximum plausible temperature. They then categorized each site according to the percentage of local home heating needs that could be met using this excess subsurface heat. The team concluded that if surface temperature approaches the maximum plausible level, the percentage of sites where thermal pollution could feasibly contribute to meeting home heating needs will increase.

Which choice best describes data in the graph that support Benz and colleagues’ conclusion?

- A. Under both temperature conditions, less than 10% of sites were in the up-to-25% group, but at the maximum plausible surface temperature, almost 80% of sites could have all their local heating needs met by thermal pollution.
- B. At current surface temperatures, more than 80% of the sites have no need for supplemental local home heating from subsurface thermal pollution, but at the maximum plausible surface temperature, more than 70% of sites exhibit significantly greater home heating needs.
- C. At current surface temperatures, more than 80% of sites can meet, at most, 25% of local home heating needs with subsurface thermal pollution, but at the maximum plausible surface temperature, more than 80% of sites can meet greater than 25% of local home heating needs.
- D. At current surface temperatures, more than 80% of the sites cannot use subsurface thermal pollution to meet any portion of local home heating needs, but at the maximum plausible surface temperature, that percentage drops below 20%.

Question ID dd1757fd

Assessment	Test	Domain	Skill	Difficulty
SAT	Reading and Writing	Information and Ideas	Command of Evidence	■ ■ ■

ID: dd1757fd

3.6

Neural networks are computer models intended to reflect the organization of human brains and are often used in studies of brain function. According to an analysis of 11,000 such networks, Rylan Schaeffer and colleagues advise caution when drawing conclusions about brains from observations of neural networks. They found that when attempting to mimic grid cells (brain cells used in navigation), while 90% of the networks could accomplish navigation-related tasks, only about 10% of those exhibited any behaviors similar to those of grid cells. But even this approximation of grid-cell activity has less to do with similarity between the neural networks and biological brains than it does with the rules programmed into the networks.

Which finding, if true, would most directly support the claim in the underlined sentence?

- A. The rules that allow for networks to exhibit behaviors like those of grid cells have no equivalent in the function of biological brains.
- B. The networks that do not exhibit behaviors like those of grid cells were nonetheless programmed with rules that had proven useful in earlier neural-network studies.
- C. Neural networks can often accomplish tasks that biological brains do, but they are typically programmed with rules to model multiple types of brain cells simultaneously.
- D. Once a neural network is programmed, it is trained on certain tasks to see if it can independently arrive at processes that are similar to those performed by biological brains.

Question ID 09f9edb0

Assessment	Test	Domain	Skill	Difficulty
SAT	Reading and Writing	Information and Ideas	Command of Evidence	■ ■ ■

ID: 09f9edb0

3.7

In the 1980s, many musicians and journalists in the English-speaking world began to draw attention to music from around the globe—such as mbaqanga from South Africa and quan họ from Vietnam—that can’t be easily categorized according to British or North American popular music genres, typically referring to such music as “world music.” While some scholars have welcomed this development for bringing diverse musical forms to prominence in countries where they’d previously been overlooked, musicologist Su Zheng claims that the concept of world music homogenizes highly distinct traditions by reducing them all to a single category.

- Which finding about mbaqanga and quan họ, if true, would most directly support Zheng’s claim?
- A. Mbaqanga and quan họ developed independently of each other and have little in common musically.
 - B. Mbaqanga is significantly more popular in the English-speaking world than quan họ is.
 - C. Mbaqanga and quan họ are now performed by a diverse array of musicians with no direct connections to South Africa or Vietnam.
 - D. Mbaqanga and quan họ are highly distinct from British and North American popular music genres but similar to each other.

Question ID 39e440e4

Assessment	Test	Domain	Skill	Difficulty
SAT	Reading and Writing	Information and Ideas	Command of Evidence	■ ■ ■

ID: 39e440e4

3.8

Archaeologists have held that the Casarabe culture, which emerged in the southwestern Amazon basin in the first millennium CE, was characterized by a sparse, widely distributed population and little intervention in the surrounding wilderness. Recently, however, archaeologist Heiko Prümers and colleagues conducted a study of the region using remote-sensing technology that enabled them to create three-dimensional images of the jungle-covered landscape from above, and the researchers concluded that the Casarabe people developed a form of urbanism in the Amazon basin.

Which finding about the remote-sensing images, if true, would most directly support Prümers and colleagues' conclusion?

- A. They show shapes consistent with widely separated settlements of roughly equal small size surrounded by uncultivated jungle.
- B. They show shapes consistent with long-distance footpaths running from Casarabe territories to large cities outside the region inhabited by the Casarabe people.
- C. They show shapes consistent with scattered small farms created by clearing jungle areas near sources of fresh water.
- D. They show shapes consistent with monumental platforms and dense central settlements linked to smaller settlements by a system of canals and roadways.

Question ID 156ff681

Assessment	Test	Domain	Skill	Difficulty
SAT	Reading and Writing	Information and Ideas	Command of Evidence	■ ■ ■

ID: 156ff681

3.9

Many governments that regularly transfer money to individuals—to provide supplemental incomes for senior citizens, for example—have long done so electronically, but other countries typically have distributed physical money and have only recently developed electronic transfer infrastructure. Researchers studied the introduction of an electronic transfer system in one such location and found that recipients of electronic transfers consumed a different array of foods than recipients of physical transfers of the same amount did. One potential explanation for this result is that individuals conceive of and allocate funds in physical money differently than they conceive of and allocate funds in electronic form.

Which finding from the study, if true, would most directly weaken the potential explanation?

- A. Recipients of electronic transfers typically spent their funds at a slower rate than recipients of physical transfers did.
- B. Nearly every recipient of an electronic transfer withdrew the entire amount in physical money shortly after receiving the transfer.
- C. Recipients of physical transfers tended to purchase food about as frequently as recipients of electronic transfers did.
- D. Some recipients of physical transfers received small amounts of money relatively frequently, while others received large amounts relatively infrequently.

Question ID 8545ccfe

Assessment	Test	Domain	Skill	Difficulty
SAT	Reading and Writing	Information and Ideas	Command of Evidence	■ ■ ■

ID: 8545ccfe

3.10

Icebergs generally appear to be mostly white or blue, depending on how the ice reflects sunlight. Ice with air bubbles trapped in it looks white because much of the light reflects off the bubbles. Ice without air bubbles usually looks blue because the light travels deep into the ice and only a little of it is reflected. However, some icebergs in the sea around Antarctica appear to be green. One team of scientists hypothesized that this phenomenon is the result of yellow-tinted dissolved organic carbon in Antarctic waters mixing with blue ice to produce the color green.

Which finding, if true, would most directly weaken the team’s hypothesis?

- A. White ice doesn’t change color when mixed with dissolved organic carbon due to the air bubbles in the ice.
- B. Dissolved organic carbon has a stronger yellow color in Antarctic waters than it does in other places.
- C. Blue icebergs and green icebergs are rarely found near each other.
- D. Blue icebergs and green icebergs contain similarly small traces of dissolved organic carbon.

Question ID dc87adf4

Assessment	Test	Domain	Skill	Difficulty
SAT	Reading and Writing	Information and Ideas	Command of Evidence	■ ■ ■

ID: dc87adf4

3.11

Barchester Towers is an 1857 novel by Anthony Trollope. In the novel, Trollope's portrayal of Dr. Proudie underscores the character's exaggerated sense of his own abilities: _____

Which quotation from *Barchester Towers* most effectively illustrates the claim?

- A. "It must not...be taken as proved that Dr. Proudie was a man of great mental powers, or even of much capacity for business, for such qualities had not been required in him."
- B. "[Dr. Proudie] was comparatively young, and had, as he fondly flattered himself, been selected as possessing such gifts, natural and acquired, as must be sure to recommend him to a yet higher notice."
- C. "[Dr. Proudie's] residence in the metropolis, rendered necessary by duties thus entrusted to him, his high connexions, and the peculiar talents and nature of the man, recommended him to persons in power."
- D. "[Dr. Proudie] was certainly possessed of sufficient tact to answer the purpose for which he was required without making himself troublesome."

Question ID 3bfc73b

Assessment	Test	Domain	Skill	Difficulty
SAT	Reading and Writing	Information and Ideas	Command of Evidence	■ ■ ■

ID: 3bfc73b

3.12

An archaeological team led by Piotr Bieliński and Sultan al-Bakri found remnants of a 4,000-year-old Bronze Age board game at a site in Oman. Little is left of the game except a stone board, which is carved with a grid and has places to hold game pieces. Some scholars claim that the game was largely played by traders.

Which finding, if true, would most directly support the scholars’ claim?

- A. Other examples of the game dating to the same period have been found in the remains of several homes in the region, including in one home that may have belonged to a trader.
- B. Similar games have been found in other sites dating to the same period that were connected to the site in Oman via trade routes.
- C. The other known examples of the game dating to the same period have been found along routes that seem to have been used primarily by traders at the time.
- D. Remnants of other goods have been found at the site in Oman that probably also reached the location through trade.

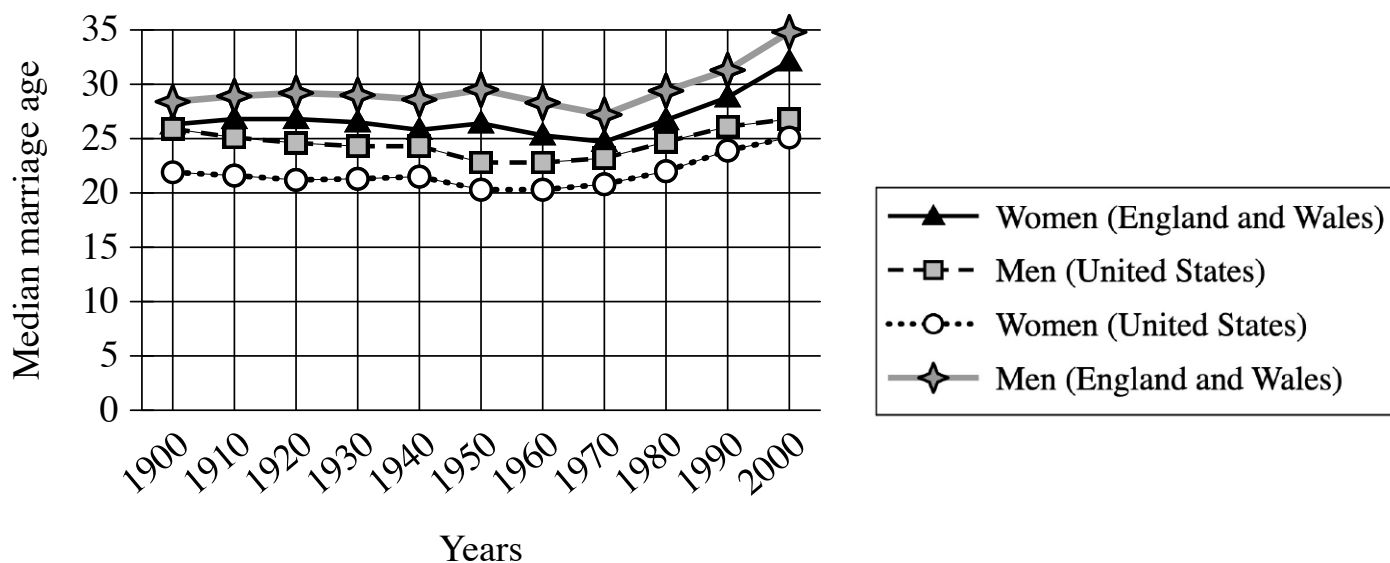
Question ID 53c6c179

Assessment	Test	Domain	Skill	Difficulty
SAT	Reading and Writing	Information and Ideas	Command of Evidence	■ ■ ■

ID: 53c6c179

3.13

Median Ages of First Marriage for Men and Women in the United States and in England and Wales, 1900–2000



A sociology student is reading an essay on the median age of first marriage in Western countries throughout the twentieth century. The author of the essay cites factors common to these countries that the author believes caused an increase in the median age of first marriage, such as new technologies that shortened the time needed for domestic chores, making two-person households less necessary and living alone more viable. The student asserts that beyond these factors there must be additional ones specific to particular Western countries that influenced the increase of age at first marriage.

Which choice most effectively uses data from the graph that support the student's assertion?

- A. Between 1970 and 2000, the median age of first marriage rose more sharply for men in England and Wales than it did for men in the United States.
- B. In England and Wales, the median age of first marriage was consistently higher for men than for women between 1900 and 2000, but this was not always the case in the United States.
- C. The median age of first marriage for men in England and Wales was lower in 1970 than in 1950 or 1990.
- D. Between 1900 and 2000, the median age of first marriage for women in England and Wales was consistently higher than for women in the United States, as was the case for men.

Question ID a44bbd6b

Assessment	Test	Domain	Skill	Difficulty
SAT	Reading and Writing	Information and Ideas	Command of Evidence	■ ■ ■

ID: a44bbd6b

3.14

Several studies of sediment (e.g., dirt, pieces of rock, etc.) in streams have shown an inverse correlation between sediment grain size and downstream distance from the primary sediment source, suggesting that stream length has a sorting effect on sediment. In a study of sediment sampled at more than a dozen sites in Alpine streams, however, geologists Camille Litty and Fritz Schlunegger found that cross-site variations in grain size were not associated with differences in downstream distance, though they did not conclude that downstream distance is irrelevant to grain size. Rather, they concluded that sediment influx in these streams may have been sufficiently spatially diffuse to prevent the typical sorting effect from being observed.

Which finding about the streams in the study, if true, would most directly support Litty and Schlunegger's conclusion?

- A. The streams regularly experience portions of their banks collapsing into the water at multiple points upstream of the sampling sites.
- B. The streams contain several types of sediment that are not typically found in streams where the sorting effect has been demonstrated.
- C. The streams mostly originate from the same source, but their lengths vary considerably due to the different courses they take.
- D. The streams are fed by multiple tributaries that carry significant volumes of sediment and that enter the streams downstream of the sampling sites.

Question ID 63e7799d

Assessment	Test	Domain	Skill	Difficulty
SAT	Reading and Writing	Information and Ideas	Command of Evidence	■ ■ ■

ID: 63e7799d

3.15

In vertical inheritance, parents pass genes to their offspring, but in horizontal transfer (HT), one species, often bacteria, passes genetic material to an unrelated species. In a 2022 study, herpetologist Atsushi Kurabayashi and his team investigated HT in multicellular organisms—namely, snakes and frogs in Madagascar. The team detected *BovB*—a gene transmitted vertically in snakes—in many frog species. The apparent direction of gene transfer seems counterintuitive because frogs usually don’t survive encounters with snakes and so wouldn’t be able to transmit the newly acquired gene to offspring, but the team concluded that *BovB* is indeed transmitted from snakes to frogs, either directly or indirectly, via HT.

Which finding, if true, would most directly support the team’s conclusion?

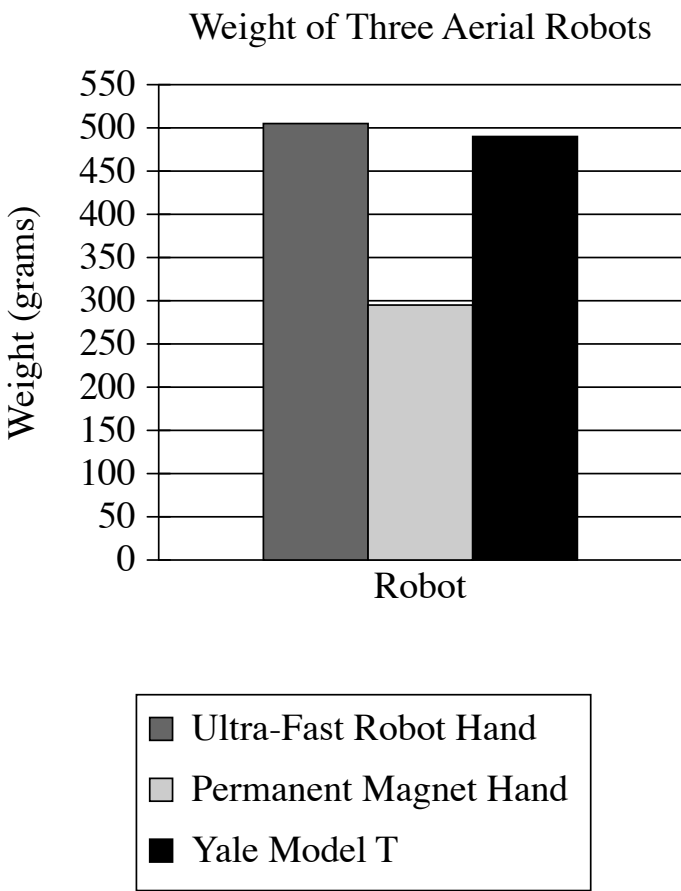
- A. *BovB* can be transmitted across frog species through HT.
- B. Parasites known to feed on species of snakes and frogs in which the *BovB* gene occurs also carry *BovB*.
- C. *BovB* cannot be reliably transmitted from a snake species to bacteria that are usually encountered by frog species.
- D. Frog species with *BovB* show few discernible advantages as compared with frog species that do not carry *BovB*.

Question ID df37c087

Assessment	Test	Domain	Skill	Difficulty
SAT	Reading and Writing	Information and Ideas	Command of Evidence	■ ■ ■

ID: df37c087

3.16



Aerial robots vary considerably in their holding force; the Ultra-Fast Robot Hand, for example, has a holding force of 56 newtons, more than twice that of the Permanent Magnet Hand and more than four times that of the Yale Model T. Since an aerial robot must lift its own weight along with its cargo, engineer Jiawei Meng and colleagues used a ratio of each robot’s holding force to the robot’s weight to calculate payload capacity, with higher ratios corresponding to greater capacity, concluding that the Ultra-Fast Robot Hand has a higher payload capacity than the Yale Model T.

Which choice best describes data in the graph that support Meng and colleagues’ conclusion?

- A. The Ultra-Fast Robot Hand and the Yale Model T each weigh more than 450 grams.
- B. The Ultra-Fast Robot Hand and the Yale Model T each weigh more than the Permanent Magnet Hand does.
- C. The Yale Model T has a lower holding force than the Permanent Magnet Hand despite weighing more.
- D. The Ultra-Fast Robot Hand weighs only slightly more than the Yale Model T does.

Question ID af9e3240

Assessment	Test	Domain	Skill	Difficulty
SAT	Reading and Writing	Information and Ideas	Command of Evidence	■ ■ ■

ID: af9e3240

3.17

Electra is a circa 420–410 BCE play by Sophocles, translated in 1870 by R.C. Jebb. Electra, who is in mourning for her dead father and her long-absent brother, is aware of the intensity of her grief but believes it to be justified:

Which quotation from *Electra* most effectively illustrates the claim?

- A. "O thou pure sunlight, and thou air, earth's canopy, how often have ye heard the strains of my lament, the wild blows dealt against this bleeding breast, when dark night fails!"
- B. "Send to me my brother; for I have no more the strength to bear up alone against the load of grief that weighs me down."
- C. "I know my own passion, it escapes me not; but, seeing that the causes are so dire, will never curb these frenzied complaints, while life is in me."
- D. "But never will I cease from dirge and sore lament, while I look on the trembling rays of the bright stars, or on this light of day."

Question ID 2c06139b

Assessment	Test	Domain	Skill	Difficulty
SAT	Reading and Writing	Information and Ideas	Command of Evidence	■ ■ ■

ID: 2c06139b

3.18

Tadpole Body Mass and Toxin Production after Three Weeks in Ponds

Population density	Average tadpole body mass (milligrams)	Average number of distinct bufadienolide toxins per tadpole	Average amount of bufadienolide per tadpole (nanograms)	Average bufadienolide concentration (nanograms per milligram of tadpole body mass)
High	193.87	22.69	5,815.51	374.22
Medium	254.56	21.65	5,525.72	230.10
Low	258.97	22.08	4,664.99	171.43

Ecologist Veronika Bókonyi and colleagues investigated within-species competition among common toads (*Bufo bufo*), a species that secretes various unpleasant-tasting toxins called bufadienolides in response to threats. The researchers tested *B. bufo* tadpoles' responses to different levels of competition by creating ponds with different tadpole population densities but a fixed amount of food. Based on analysis of the tadpoles after three weeks, the researchers concluded that increased competition drove bufadienolide production at the expense of growth.

Which choice uses data from the table to most effectively support the researchers' conclusion?

- A. The difference in average tadpole body mass was small between the low and medium population density conditions and substantially larger between the low and high population density conditions.
- B. Tadpoles in the low and medium population density conditions had substantially lower average bufadienolide concentrations but had greater average body masses than those in the high population density condition.
- C. Tadpoles in the high population density condition displayed a relatively modest increase in the average amount of bufadienolide but roughly double the average bufadienolide concentration compared to those in the low population density condition.
- D. Tadpoles produced approximately the same number of different bufadienolide toxins per individual across the population density conditions, but average tadpole body mass decreased as population density increased.

Question ID 01c1d9ee

Assessment	Test	Domain	Skill	Difficulty
SAT	Reading and Writing	Information and Ideas	Command of Evidence	■ ■ ■

ID: 01c1d9ee

3.19

Swahili Speakers in Three African Countries

Country	Approximate number of speakers (in millions)	Estimated % of population
Democratic Republic of the Congo	22	25
Kenya	55	100
Tanzania	61	100

Swahili is estimated to be the first language of up to 15 million people worldwide. It’s also an officially recognized language in Tanzania, Kenya, and the Democratic Republic of the Congo, which means these countries use Swahili in government documents and proceedings. But even in countries where almost everyone speaks Swahili, for many it isn’t their first language but is instead their second, third, or even fourth language.

Which choice most effectively uses data from the table to support the underlined claim?

- A. Tanzania has approximately 61 million Swahili speakers, which is much more than the estimated total number of people worldwide for whom Swahili is their first language.
- B. Tanzania is estimated to have at most 15 million Swahili speakers, while the country’s total population is approximately 61 million people.
- C. Approximately 100 percent of the people who speak Swahili as their first language live in Kenya, which has a total population of approximately 55 million people.
- D. Approximately 100 percent of Kenya’s population speaks Swahili, while only about 25 percent of the Democratic Republic of the Congo’s population speaks Swahili.

Question ID b2e54b50

Assessment	Test	Domain	Skill	Difficulty
SAT	Reading and Writing	Information and Ideas	Command of Evidence	■ ■ ■

ID: b2e54b50

3.20

Correlations Between Congestion Ratings and Features of the Crowd in Raters' Immediate Vicinity

Crowd feature	Before obstacle	After obstacle	Overall
Density	0.8592	0.7308	0.7447
Velocity	−0.9357	−0.9518	−0.8587

Researcher Xiaolu Jia and colleagues monitored individuals' velocity and the surrounding crowd density as a group of study participants walked through a space and navigated around an obstacle. Participants rated how congested it seemed before the obstacle, after the obstacle, and overall, and the researchers correlated those ratings with velocity and density. (Correlations range from −1 to 1, with greater distance from 0 indicating greater strength). The researchers concluded that the correlations with velocity are stronger than those with density.

Which choice best describes data from the table that support the researchers' conclusion?

- A. The correlation between congestion ratings before the obstacle and density is further from 0 than the correlation between overall congestion rating and velocity is.
- B. The correlation between congestion ratings before the obstacle and velocity is further from 0 than the correlation between congestion overall and velocity is.
- C. For each of the three ratings, the correlation with velocity is negative while the correlation with density is positive.
- D. For each of the three ratings, correlations with velocity are further from 0 than the corresponding correlations with density are.

Question ID 378c66d5

Assessment	Test	Domain	Skill	Difficulty
SAT	Reading and Writing	Information and Ideas	Command of Evidence	■ ■ ■

ID: 378c66d5

3.21

A member of the Otomi, an Indigenous people in Central Mexico, Octavio Medellín immigrated to the United States as a child, and his sculpture bears the impress of traditions on both sides of the border: US-based modernist sculpture, Mexican modernist painting, Otomi art, and the ancient sculpture of other Mexican Indigenous peoples, including the Maya. In his 1950 masterpiece *History of Mexico*, Medellín fuses these influences into a style so idiosyncratic that it resists efforts to view his work through the lens of nationality or cultural identity. Artists, he insisted, should strive for individual expression, even as they draw inspiration from their heritage and the communities where they live and work.

Which quotation from an art critic most directly challenges the underlined claim in the text?

- A. "Although a number of ancient Indigenous artistic traditions pictured human forms in profile, the forms populating the surface of *A History of Mexico* suggest a specifically Maya influence."
- B. "In *A History of Mexico*, the synthesis of ancient and modernist traditions functions as a stylistic parallel to the work's subject matter: a survey of centuries of Mexican history."
- C. "Many critics focus on Indigenous influences in *A History of Mexico* and other key works by Medellín to the exclusion of influences from non-Indigenous art."
- D. "While *A History of Mexico* features modernist motifs, it relies primarily on angular human forms in profile—a staple of Maya sculpture—and thus invites classification as Indigenous art."

Question ID 35ec767c

Assessment	Test	Domain	Skill	Difficulty
SAT	Reading and Writing	Information and Ideas	Command of Evidence	■ ■ ■

ID: 35ec767c

3.22

Corn-Related Vocabulary in Various Southeastern Languages

Language family	Word (language)	English translation	Proposed origin in vocabulary of the Totozoquean language family
Muskogean	tanchi' (Chickasaw); tanchi (Choctaw); vce (Muscogee, pronounced "uh-chi")	corn	no
Iroquoian	se-lu (Cherokee)	corn	no
Caddoan	-k'as- (Caddo)	dried corn	yes
Chitimacha	k'asma (Chitimacha)	corn	yes

In Caddo, a language from what is now the US Southeast, vocabulary pertaining to corn cultivation resembles equivalent vocabulary in the Totozoquean language family in Mexico. This resemblance is perhaps attributable to cultural contact: such words could have entered Caddo through the intermediary of the neighboring but unrelated Chitimacha language, concurrent with the dissemination of corn itself from Mexico into the Southeast after 700 CE. That the vocabulary pertaining to domestic crops accompanies them as they diffuse into new regions is an established phenomenon globally. Crops may also be decoupled from vocabulary altogether: corn cultivation became ubiquitous among the Southeastern tribes, yet _____

Which choice most effectively uses data from the table to complete the statement?

- A. the origins of vocabulary pertaining to the crop vary across languages in the region, with the words for corn in Cherokee and the Muskogean languages showing no demonstrable relationship to Totozoquean vocabulary.
- B. the region is linguistically diverse, being home not only to Chitimacha and Caddo, but also to the Muskogean language family (including Chickasaw, Choctaw, and Muscogee) and to one Iroquoian language (Cherokee).
- C. corn-related vocabulary underwent changes when entering other, unrelated languages, as can be seen by the divergence of the Caddo word from the Chitimacha word it originated in.
- D. words for corn in the languages of the Muskogean family evolved from a common root, with the Muscogee word having lost certain consonant sounds still present in the Chickasaw and Choctaw words.

Question ID 24c1b7e4

Assessment	Test	Domain	Skill	Difficulty
SAT	Reading and Writing	Information and Ideas	Command of Evidence	■ ■ ■

ID: 24c1b7e4

3.23

Percentage Point Changes in US Federal Outlays Relative to GDP by Congressional Status

Period	Congressional status	Change in total outlays	Change in nondefense outlays	Change in defense outlays
1981–1988	divided	–0.4	–1.3	0.9
1975–1976	divided	2.7	3.0	–0.3
1977–1980	undivided	0.3	0.6	–0.3
1964–1968	undivided	1.9	1.4	0.5
1969–1974	divided	–1.8	2.1	–3.9

Economist Steve H. Hanke has shown that divided US Congresses—which occur when one party holds the majority in the House of Representatives and another holds the majority in the Senate—tend to accompany reductions in total federal outlays (spending) relative to gross domestic product (GDP), which Hanke interprets to reflect decreases in government size. Hanke calculated the percentage point change in total outlays (encompassing nondefense and defense outlays) for consecutive US Congresses. Hanke has pointed to his calculations as evidence that a divided Congress may be a “necessary but not sufficient condition” for a decrease in government size to occur.

Which choice best describes data from the table that support the underlined claim?

- A. The periods of undivided Congresses were associated with increases in nondefense outlays, whereas all the periods of divided Congresses except one were associated with reductions in defense outlays.
- B. All the periods of divided Congresses were associated with reductions in total outlays, although two periods were also associated with increases in nondefense outlays.
- C. The periods of undivided Congresses were associated with increases in total outlays, whereas all the periods of divided Congresses were associated with reductions in either nondefense outlays or defense outlays.
- D. All the periods of divided Congresses except one were associated with reductions in total outlays, whereas the periods of undivided Congresses were associated with increases in total outlays.

Question ID 56f477fb

Assessment	Test	Domain	Skill	Difficulty
SAT	Reading and Writing	Information and Ideas	Command of Evidence	■ ■ ■

ID: 56f477fb

3.24

Distribution of Ecosystem Services Affected by Invasive Species by Service Type

Region (Overall)	Provisioning (75%)	Regulating (21%)	Cultural (4%)
West	73%	27%	0%
North	88%	12%	0%
South	79%	14%	7%
East	83%	6%	11%
Central	33%	67%	0%

To assess the impact of invasive species on ecosystems in Africa, Benis N. Egoh and colleagues reviewed government reports from those nations about how invasive species are undermining ecosystem services (aspects of the ecosystem on which residents depend). The services were sorted into three categories: provisioning (material resources from the ecosystem), regulating (natural processes such as cleaning the air or water), and cultural (nonmaterial benefits of ecosystems). Egoh and her team assert that countries in each region reported effects on provisioning services and that provisioning services represent the majority of the reported services.

Which choice best describes data from the table that support Egoh and colleagues’ assertion?

- A. Provisioning services represent 73% of the services reported for the West region and 33% of those for the Central region, but they represent 75% of the services reported overall.
- B. None of the percentages shown for provisioning services are lower than 33%, and the overall percentage shown for provisioning services is 75%.
- C. Provisioning services are shown for each region, while no cultural services are shown for some regions.
- D. The greatest percentage shown for provisioning services is 88% for the North region, and the least shown for provisioning services is 33% for the Central region.

Question ID 2644644a

Assessment	Test	Domain	Skill	Difficulty
SAT	Reading and Writing	Information and Ideas	Command of Evidence	■ ■ ■

ID: 2644644a

3.25

In countries with right-hand traffic, drivers who want to make a left turn at a traffic intersection with stoplights have to wait for either a gap in oncoming traffic or a designated left-turn signal to turn green. At busy intersections, this often causes a backup of vehicles waiting to turn left or being prevented from proceeding by left-turning vehicles in front of them. Transportation researcher Vikash V. Gayah claims that in urban areas eliminating the option to turn left at busy intersections—both with and without dedicated left-turn signals—would improve traffic flow and, as a result, reduce overall travel times even if such a restriction would require drivers to sometimes travel a slightly longer distance.

Which finding, if true, would most directly support the researcher’s claim?

- In a town that installed left-turn signals at all busy intersections, seven out of ten survey respondents agreed with the
- A. statement “the streets in my community are easier to navigate by motor vehicle than before.”
- A traffic study of intersections in a large city shows that on average drivers wait longer to make a left turn at intersections
- B. without left-turn signals than at intersections with such signals.
- After a city eliminated left turns at busy intersections, a package-delivery company reports that its drivers have been able
- C. to reach more addresses in the city daily, on average, and therefore deliver more packages there annually.
- Statistics reveal that school buses in a city that eliminated left turns at most intersections took on average two minutes
- D. longer to complete their routes after the restriction took effect than they did before.

Question ID a7c52fa4

Assessment	Test	Domain	Skill	Difficulty
SAT	Reading and Writing	Information and Ideas	Command of Evidence	■ ■ ■

ID: a7c52fa4

3.26

Mean Time (in Seconds) Spent per Flower for Four Pollinator Genera

Pollinator genus	Seconds per intact pin flower	Seconds per damaged pin flower	Seconds per intact thrum flower	Seconds per damaged thrum flower
<i>Habropoda</i>	2.7	5.4	4.1	9.5
<i>Osmia</i>	5.2	8.2	7.1	8.3
<i>Pierid</i>	2.6	4.0	2.4	1.9
<i>Xylocopa</i>	2.3	2.8	2.5	2.2

To study how floral damage affects the behavior of pollinators, such as bees, a team of researchers punched holes in the floral tissue of flowers from the vine yellow jessamine (*Gelsemium sempervirens*), a plant that produces flowers that have either a long pistil and a short stamen (pin morphs) or a short pistil and a long stamen (thrum morphs). The researchers then compared the time different insect pollinators spent visiting intact pin and thrum flowers to the time such pollinators spent visiting the artificially damaged pin and thrum flowers. The researchers concluded that the effect of floral damage on time spent per flower varied by both floral morph and the genus of the pollinator.

Which choice best describes data from the table that support the researchers’ conclusion?

- For pin flowers, damage led to longer times per flower in all pollinator genera, whereas for thrum flowers, damage led to
- A. longer times per flower only in *Habropoda* and *Osmia*.
- Compared with pollinators belonging to the genus *Osmia*, pollinators belonging to the genus *Xylocopa* spent less time on
- B. damaged pin flowers but more time on damaged thrum flowers.
- Damage led to shorter times per thrum flower in three pollinator genera (*Osmia*, *Pierid*, and *Xylocopa*), whereas it led to
- C. longer times per thrum flower in one pollinator genus (*Habropoda*).
- Pollinators belonging to the genus *Habropoda* spent 2.7 seconds on intact pin flowers and 4.1 seconds on intact thrum
- D. flowers.

Question ID bc7b1a04

Assessment	Test	Domain	Skill	Difficulty
SAT	Reading and Writing	Information and Ideas	Command of Evidence	■ ■ ■

ID: bc7b1a04

3.27

Three Studies' Estimated Average Velocity of LMC

Researchers	Study year	Estimated average velocity
Murai and Fujimoto	1980	344 km/s
Kallivayalil and colleagues	2006	378 km/s
Gardiner and colleagues	1994	297 km/s

In 2006, Nitya Kallivayalil and colleagues calculated the most accurate estimate yet of the average velocity (in kilometers per second) of the Large Magellanic Cloud (LMC) galaxy. Before the 2006 study, estimates of the average velocity were low enough for the LMC to maintain an orbit around the Milky Way galaxy, but according to an analysis by Gurtina Besla and colleagues, the estimated velocity from the 2006 study is too high for the LMC to maintain such an orbit. Therefore, if Besla and colleagues are correct, the maximum average velocity for the LMC that would allow it to maintain orbit around the Milky Way is likely _____

Which choice most effectively uses data from the table to complete the statement?

- A. above 344 km/s but below 378 km/s.
- B. above 297 km/s but below 344 km/s.
- C. above 378 km/s.
- D. below 297 km/s.